

UNIT 9

Imperatives GIVING DIRECTIONS

OUTCOMES

- Use the imperative to give directions, instructions, requests, and suggestions
- Draw a route on a map using information from a reading
- Give directions using information from a conversation
- Make requests
- Give directions to places on a map
- Write directions on how to get to a place

STEP 1 GRAMMAR IN CONTEXT

BEFORE YOU READ

A Study the words. Then complete the directions to the zoo.



drive



walk



take the bus



park



turn
left

turn
right

Directions by Car

1. _____ to Exit 10 on Route 4.
2. _____ right on Elm Street.
3. _____ your car at the zoo entrance.

Directions by Bus

1. _____ the number 4 bus to the zoo. Get off at Elm Street.
2. _____ to the zoo entrance.

B Work with a partner. Compare your answers in A.



READ

Read this conversation.

Don't Park Here

MARK: Is the restaurant near here? I'm hungry.

STEVE: Yes, it is.

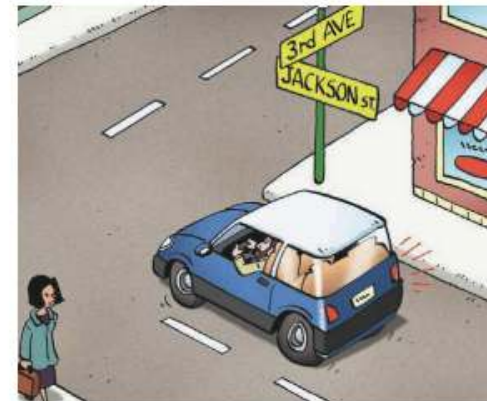
MARK: Is it good?

STEVE: *Don't worry.* It's very good. It's Indian food.



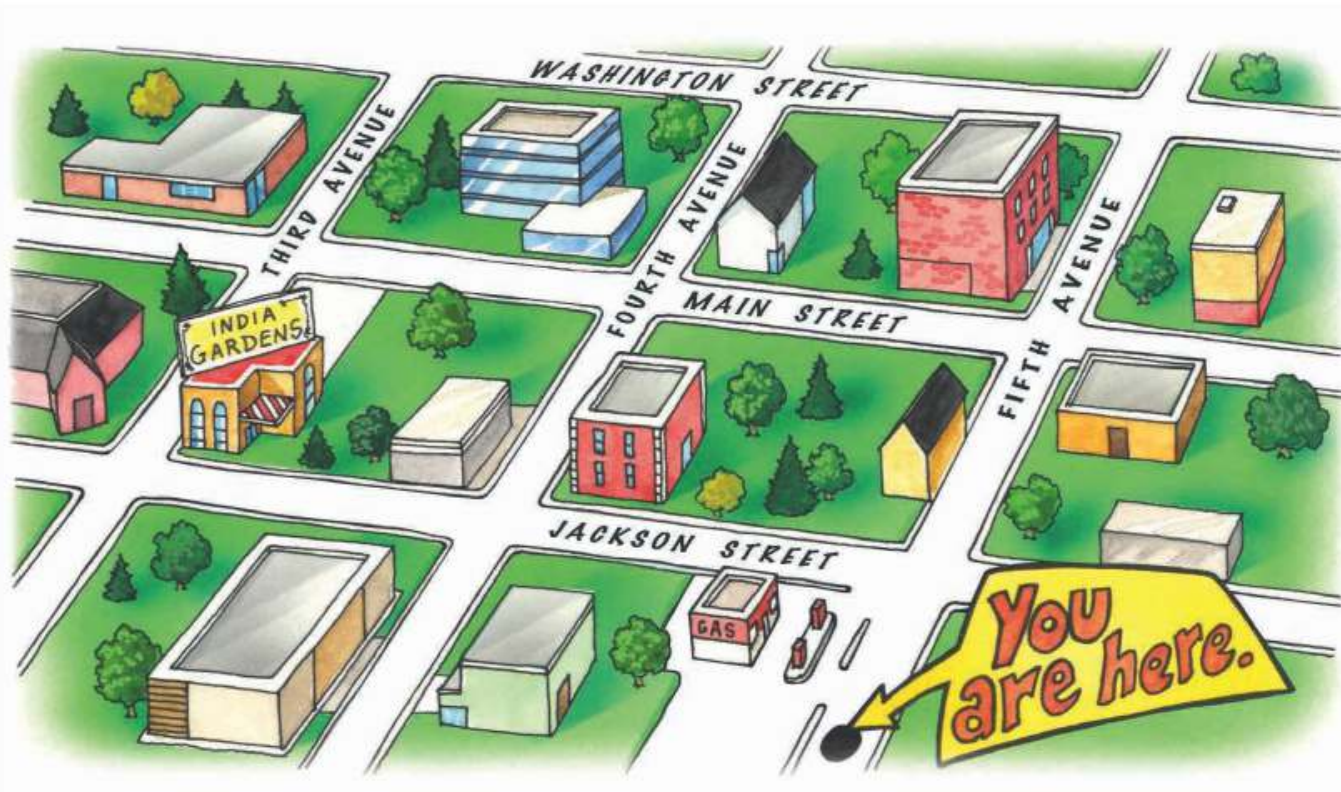
MARK: Great! I love Indian food.
 STEVE: Now **drive** to the corner and **turn** left at Jackson Street.
 MARK: At the gas station?
 STEVE: Yes. Then **go** two blocks on Jackson.
 MARK: Got it.¹
 STEVE: OK. **Turn** right at the next corner.
 MARK: At Third Avenue?
 STEVE: Yes. The restaurant is on the corner on your right.
 MARK: Is that it?
 STEVE: Yes, it is. **Don't park** here. It's a bus stop. **Park** behind the truck.
 MARK: OK. Please **hand** me² my jacket. . . . Uh, wait a second. . . . Steve? The restaurant is empty.
 STEVE: Really? It's usually packed.³
 MARK: Is that a sign on the door?
 STEVE: Uh-huh. . . . Closed for vacation.

- 1 *got it*: I understand
- 2 *hand me*: give me
- 3 *packed*: full of people



AFTER YOU READ

A COMPREHENSION Look at the conversation again. Then look at the map. Draw Mark's route. Draw an X at the restaurant.



B Work with a partner. Compare your answer in A.

Go to [MyEnglishLab](http://MyEnglishLab.com) for more grammar in context practice.

STEP 2 GRAMMAR PRESENTATION

IMPERATIVES

Affirmative	Negative
Turn left.	Don't turn right.
Park here.	Don't park there.

GRAMMAR NOTES

1 Imperative

Use the imperative for **directions, instructions, requests, and suggestions.**

Use **the base form** of the verb for the imperative.

USAGE NOTE *Please* makes a request **more polite.** *Please* comes at the beginning or the end of the sentence.

Turn left. (*direction*)
Answer the questions. (*instruction*)
Please **hand** me my jacket. (*request*)
Try this cake. (*suggestion*)

Open the door.

Please help me.
Help me, **please.**

2 Negative Form of the Imperative

Use **do not + the base form** for the **negative.**
Don't is the short form (contraction) of *do not.*

Do not park here.
Don't park here.

REFERENCE NOTE

For definitions of **grammar terms**, see the Glossary on page 375.

STEP 3 FOCUSED PRACTICE

EXERCISE 1 DISCOVER THE GRAMMAR

GRAMMAR NOTES 1-2 Read the sentences. Underline the negative imperatives. Then match the sentences.

- | | |
|---------------------------------------|---------------------------------------|
| <u>c</u> 1. <u>Don't walk.</u> | a. Walk. The restaurant is near here. |
| ___ 2. Don't park there. | b. Turn right. |
| ___ 3. Don't drive to the restaurant. | -e. Take the bus. |
| ___ 4. Don't turn left at the corner. | d. It's a bus stop. |
| ___ 5. Don't worry. | e. It's next to you. |
| ___ 6. Please hand me the dictionary. | f. You're not late. |

EXERCISE 2 AFFIRMATIVE AND NEGATIVE IMPERATIVES

A GRAMMAR NOTES 1-2 Complete the conversations with the correct form of the imperative. Use the words in parentheses. Use contractions.

Conversation 1

AMANDA: Is the restaurant far?

MARK: Yes, it is. Don't walk (1. not / walk) . _____ (2. take) the bus.

AMANDA: OK. So, where's the closest bus stop?

MARK: _____ (3. walk) to the corner. Then _____ (4. turn) left. The bus stop is at the corner. But _____ (5. not / take) the number 4 bus. _____ (6. take) the number 7. _____ (7. get) off at Oak Street. The number 7 stops right in front of the restaurant. The number 4 bus stops a few blocks away.

AMANDA: OK. Thanks.

Conversation 2

STEVE: Where's the bookstore?

JESSICA: It's on First Street. _____ (8. drive) to Main Street. Then _____ (9. turn) right on First. It's on the right side of the street.

STEVE: It's 6 o'clock. Is the bookstore still open?

JESSICA: _____ (10. not / worry). It's open until 9 p.m. today.

STEVE: Thanks.



B LISTEN AND CHECK Listen to the conversations and check your answers in A.


EXERCISE 3 IMPERATIVE FOR INSTRUCTIONS, REQUESTS, AND SUGGESTIONS

GRAMMAR NOTES 1-2 Look at the pictures. What are the people saying? Write the correct sentences from the box.

Close the window, please.
~~Please sit down.~~

Don't go in the deep water.
Please turn to page six.

Please don't smoke.
Try this cake.



1. *Please sit down.* _____



2. _____



3. _____



4. _____



5. _____



6. _____